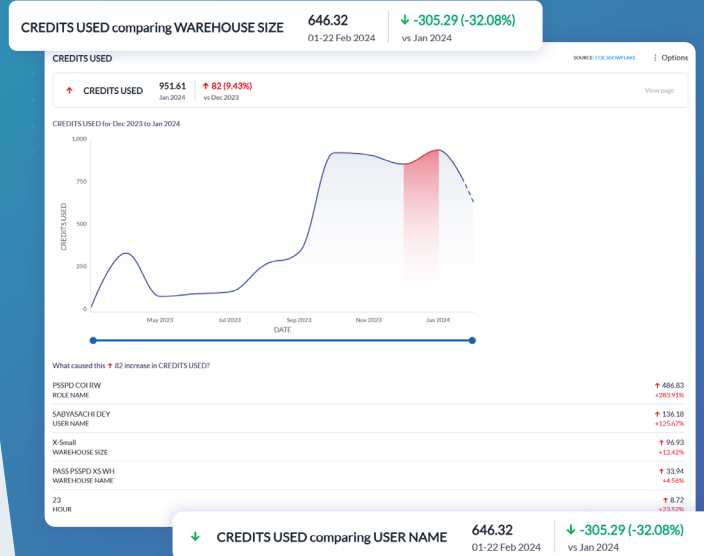




# See through your data chaos with SnowSight

## Fast, easy insights to monitor Snowflake compute consumption

We know as a Snowflake user you only pay for what you actually consume. However, achieving full visibility can be a challenge and sometimes hidden, unanticipated data consumption can sneak by unnoticed. To ensure you're paying for what you use, it's important to leverage a data observability tool that can help regulate your systems and provide deep insights into why changes are happening so you can keep your Snowflake budget in check.



## How SnowSight works

Leveraging the power of **Alteryx Auto Insights**, SnowSight monitors and informs you on your resource utilization within Snowflake and helps you drill down to the root cause. By analyzing credit usage across a spectrum of considerations, SnowSight enables you to identify patterns, inefficiencies, and opportunities for improvement hidden below the surface so you can understand the “why” and make informed decisions regarding your Snowflake resource allocation and performance optimization.

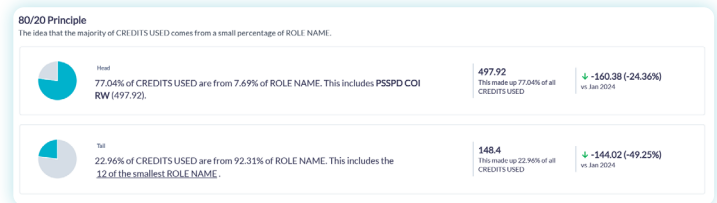
### Alteryx: Insights at the Speed of AI

SnowSight is powered by Alteryx Auto Insights, a cloud native analytics solution that automates the process of finding insights so you can make data-led decisions. By combining no-code dashboards and visualizations with intelligent automation, Auto Insights surfaces patterns, stories, and trends in your data in minutes.

**Note:** If you haven't had the chance to experience Auto Insights yet, don't sweat it! We can set you up with a trial environment in Alteryx so you can witness the excellence of SnowSight and incredible capabilities of Auto Insights.

**Alteryx continues to invest in AI innovation, including generative and conversational AI, data preparation, advanced analytics, and automated reporting capabilities to help companies save 170 employee hours per month. (Alteryx)**

## SnowSight has the potential to cut time spent monitoring Snowflake consumption in HALF



### Clarity beyond the numbers

SnowSight doesn't just show you the numbers, it dives deeper to tell you why they matter. Through powerful algorithms, it uncovers patterns and trends in your data and presents them in easy-to-understand language. Say goodbye to guesswork and hello to actionable intelligence in minutes.

SnowSight displays an overview across five major areas of Snowflake credit consumption (many of which are not directly visible though the Snowflake UI) and allows you to dive deeper, adjust metric filters, and compare data across different periods of time. It asks data driven questions to gain deeper insights into your Snowflake resource utilization so you can take action and correct problems before they occur, including:



Credits consumed by warehouse name, size, user, role, and more



Changes in consumption patterns

# Collaborative tools at your fingertips

With intuitive visuals, SnowSight brings your data to life. You can share your journey and add followers to stay updated on changes within your Snowflake consumption. Then discover, follow, and share those key insights across your organization. It's like scrolling through social media, but with valuable data for decision-making!



Auto-generated PDF reports



Customized presentations based on targeted personas



Easily shareable at the click of a button

## KEY BENEFITS TO POWER YOUR BUSINESS AT THE CLICK OF A BUTTON

- ✓ Reduce administrative effort
- ✓ Uncover runaway spending and why it's happening
- ✓ Protect your data warehouse consumption budget
- ✓ Remove the need for costly analysis and development resources
- ✓ Gain insights into your Snowflake usage not available natively in Snowflake

# Why CoEnterprise?

With over 250 analytics projects completed annually and thousands of custom visualizations implemented every year, we know data. We feature ongoing strategic enterprise analytics projects with companies ranging from Fortune 500 to SMB and work to help our customers achieve reliable, data-backed decision-making to maximize ROI.

Our wide-ranging experience in end-to-end analytics and strategic partnerships with Alteryx, Snowflake, Tableau, and other leading technology companies can help you achieve sustained success in the face of uncertain economic times.

**250+**  
projects completed annually

**1000+**  
custom visualizations implemented per year


## OUR PARTNERS



## How we can help

Ready to start saving time and money with SnowSight? Drop us a line at [SnowSight@coenterprise.com](mailto:SnowSight@coenterprise.com), and within just an hour or two, you'll be on your way to reclaiming precious time and saving your company money!

Let the fun (and savings) begin!



## About CoEnterprise

CoEnterprise provides robust Tableau training and consulting services that help companies get the most out of their data. Our passionate team of experts empower teams to gain visibility, create actionable insights, and use their data to solve real business problems. As an award-winning Tableau partner, we have the experience and skills to help organizations gain a competitive edge and equip them for continued success. For more information, visit: [www.coenterprise.com](http://www.coenterprise.com)



© 2024 COENTERPRISE, LLC. ALL RIGHTS RESERVED.